

## QX HAWK

Embedded Ethernet & Ultra-Lock Connectors



## Flexible, Industrial Imager for Auto ID

The QX Hawk is the world's first imager to be fully integrated with liquid lens technology, enabling infinite focus flexibility. Bridging the gap between ease of use and performance, the QX Hawk features a high resolution modular optical zoom system, aggressive X-Mode decoding, and simple plug and play connectivity. The QX Hawk imager easily reads any barcode or 2D symbol, including challenging 2D direct part marks (DPM), in any environment, within seconds of installation.

### QX Hawk: At a Glance

- Decodes/second: up to 60
- Read Range: 1" (30 mm) to Infinity
- Liquid Lens Autofocus & Modular Zoom
- Integrated Ethernet Networking
- Configuration Options: 0.8MP CMOS or 1.2MP CCD



ESP® Easy Setup Program: Single-point software solution provides quick and easy setup and configuration of all Microscan readers.



EZ Button: This performs reader setup and configuration with no computer required.



Visible Indicators: Performance indicators include "good read" green flash and LEDs.



QX Platform: Provides simple connectivity, networking, and high performance decoding.

For more information on this product, visit [www.microscan.com](http://www.microscan.com).

### QX Hawk: Available Codes

Linear	All Standard 	Postal Codes 		
Stacked	MicroPDF 	PDF417 	GS1 Databar 	
2D	Data Matrix 	QR 	Micro QR 	Aztec 

#### Decode Any Symbol

Using best-in-class X-Mode decode algorithms, the QX Hawk consistently captures everything from low contrast, damaged, or otherwise challenging direct part marks, to a high density 3.3 mil Data Matrix, to a very large linear barcode.

#### Powerful Performance

The QX Hawk is powered by a dual core ARM/DSP processor to allow both high speed image capture and real time configuration and communication. The embedded processing, combined with three high speed inputs/outputs directly from the reader, enable the QX Hawk to provide line level control functions.

#### Ease of Use

In addition to a compact size for flexible positioning, the QX Hawk includes visible LED indicators, targeting laser pattern, "good read" green flash, and an EZ button for instant setup and configuration.

#### Advanced Optical System

Advanced imaging technology includes a high resolution modular optical zoom system that enables the QX Hawk to read marks at distances from 20 mm to 2 m and beyond. Combined with patent pending liquid lens autofocus, the QX Hawk can easily cover almost any auto ID application.

#### Ethernet Protocols

Integrated Ethernet protocols are included for high speed communication.

#### Rugged Design

The QX Hawk features a rugged industrial design with a cast alloy IP65/67 enclosure and M12 connectors.

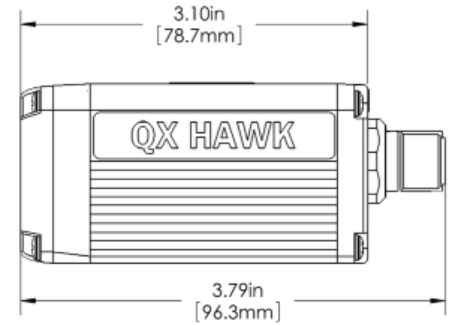
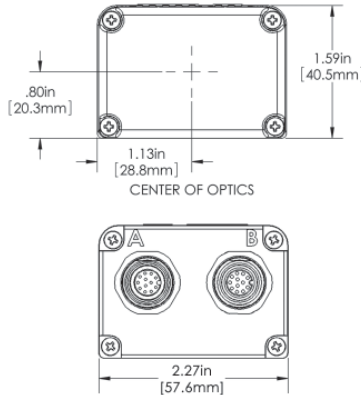
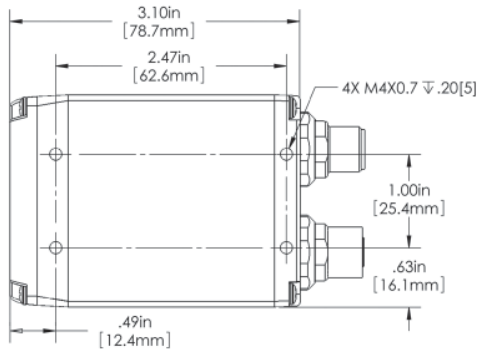
#### Application Examples

- Printed circuit boards
- Electronics and semiconductor manufacturing
- Automotive
- Aerospace
- Medical devices

# MICROSCAN®

# QX HAWK FLEXIBLE, INDUSTRIAL IMAGER

## SPECIFICATIONS AND OPTIONS



NOTE: For Read Range charts and information, see Page 3.

### MECHANICAL

**Height:** 1.59" (40.5 mm)  
**Width:** 2.27" (57.6 mm)  
**Depth:** 3.79" (96.3 mm)  
**Weight:** 10 oz. (280 g)

### ENVIRONMENTAL

**Enclosure:** Die-cast aluminum, IP65/67 rated  
**Operating Temperature:** 0° to 50° C (32° to 122° F)  
**Storage Temperature:** -29° to 70° C (-20° to 158° F)  
**Humidity:** Up to 90% (non-condensing)

### COMMUNICATION INTERFACE

**Interface:** RS-232/422/485 or Ethernet

### CE MARK

**General Immunity for Light Industry:** EN 55024: 1998 ITE Immunity Standard  
**Radiated and Conducted Emissions of ITE Equipment:** EN 55022:98 ITE Disturbances

### LIGHT SOURCE

**Type:** High output LEDs



### LIGHT COLLECTION OPTIONS

Progressive scan, square pixel.  
**Shutter:** Software adjustable 1/60 to 1/100,000  
**CMOS WVGA:** 752 by 480 pixels  
**CCD SXGA:** 1280 by 960 pixels

### SYMBOLOGIES

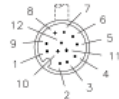
**2D Symbolologies:** Data Matrix (ECC 0-200), QR Code, Micro QR Code, Aztec Code  
**Stacked Symbolologies:** PDF417, Micro PDF417, GS1 Databar (Composite & Stacked)  
**Linear Barcodes:** Code 39, Code 128, BC 412, I2 of 5, UPC/EAN, Codabar, Code 93, Pharmacode, PLANET, PostNet, Japanese Post, Australian Post, Royal Mail, Intelligent Mail, KIX

### READ PARAMETERS

**Pitch:** ±30° **Skew:** ±30° **Tilt:** 360°  
**CMOS Decode Rate:** Up to 60 decodes per second  
**CCD Decode Rate:** Up to 20 decodes per second  
**Focal Range:** 1" (33 mm) to ∞ (liquid lens auto-focus)

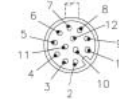
### PIN ASSIGNMENTS

#### CONNECTOR A M12 12-pin plug:



Pin Assignment
9 Host RxD
10 Host TxD
2 Power
7 Ground
1 Trigger
8 Input Common
3 Default
4 New Master
5 Output 1
11 Output 2
6 Output 3
12 Output Common

#### CONNECTOR B M12 12-pin socket:



Pin Assignment
9 TxD/RTS
10 RxD/CTS
2 Power
7 Ground
1 Trigger
8 Input Common
3 Terminated
4 Input 1
5 422/485 TxD (+)
11 422/485 TxD (-)
6 422/485 RxD (+)
12 422/485 RxD (-)

#### ETHERNET CONFIGURATION CONNECTOR B M12 8-pin socket:



Pin Assignment
1 Terminated
2 Terminated
3 Terminated
4 TX (-)
5 RX (+)
6 TX (+)
7 Terminated
8 RX (-)

### INDICATORS

**LEDS:** Read Performance, Power, Read Status, Network activity, I/O **Green Flash:** Good read  
**Red X:** Symbol locator **Beeper:** Good read, match/mismatch, no read, serial command confirmation, on/off

### LASER LIGHT

**Type:** Laser diode  
**Output Wavelength:** 655 nm nominal  
**Operating Life:** 50,000 hours @ 25° C  
**Safety Class:** Visible laser: Class 1



### PROTOCOLS

Point-to-Point, Point-to-Point w/RTS/CTS, Point-to-Point w/XON/XOFF, Point-to-Point w/RTS/CTS & XON/XOFF, Multidrop, Daisy Chain, User-Defined Multidrop, Ethernet TCP/IP, EtherNet/IP

### ELECTRICAL

**CMOS Power Requirement:** 5-28 VDC, 200 mV p-p max ripple, 105 mA at 24 VDC (typ.)  
**CCD Power Requirement:** 5-28 VDC, 200 mV p-p max ripple, 130 mA at 24 VDC (typ.)

### DISCRETE I/O

**Input 1/Trigger/New Master:** Bi-directional, optoisolated, 4.5-28V rated, (13 mA at 24 VDC)

**Outputs (1, 2 & 3):** Bi-directional, optoisolated, 1-28V rated, (I<sub>CE</sub> <100 mA at 24 VDC, current limited by user)

### SAFETY CERTIFICATIONS

CDRH, FCC, UL/cUL, CE, CB, BSMI (compliant)

### ROHS/WEEE COMPLIANT

### ISO CERTIFICATION

Certified ISO 9001:2008 Quality Management System

©2011 Microscan Systems, Inc. SP064E 02/11  
 Read Range and other performance data is determined using high quality Grade A symbols per ISO/IEC 15415 and ISO/IEC 15416 in a 25° C environment. For application-specific Read Range results, testing should be performed with symbols used in the actual application. Microscan Applications Engineering is available to assist with evaluations. Results may vary depending on symbol quality. **Warranty**—One year limited warranty on parts and labor. Free extended 3 year warranty upon online product registration.

# MICROSCAN

### Microscan Systems Inc.

Tel 425 226 5700 / 800 251 7711  
 Fax 425 226 8250

### Microscan Europe

Tel 31 172 423360 / Fax 31 172 423366

### Microscan Asia Pacific

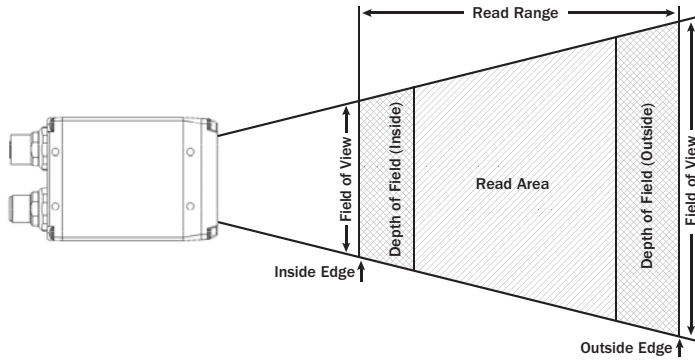
Tel 65 6846 1214 / Fax 65 6846 4641

### www.microscan.com

Product Information: info@microscan.com  
 Auto ID Support: helpdesk@microscan.com  
 Vision Support: visionsupport@microscan.com  
 NERLITE Support: nerlitesupport@microscan.com

# QX HAWK FLEXIBLE, INDUSTRIAL IMAGER

## SPECIFICATIONS AND OPTIONS



### CMOS MODULAR ZOOM OPTICS: Inches (mm)

15°	Narrow-bar-width		Read Range (using autofocus)	Field of View		Depth of Field	
	1D	2D		At Inside Edge	At Outside Edge	Inside Edge	Outside Edge
	0.0033 (0.08)	0.005 (0.13)	1 to 6 (25 to 152)	0.53 (13)	1.8 (46)	0.2 (5)	0.8 (20)
	0.0075 (0.19)	0.010 (0.25)	1 to 14 (25 to 356)	0.53 (13)	3.5 (89)	0.8 (20)	2.5 (64)
	0.0150 (0.38)	0.020 (0.51)	2 to 29 (51 to 737)	0.53 (13)	7.5 (191)	1.5 (38)	9 (229)
	0.0350 (0.89)	0.050 (1.27)	3 to 60 (76 to 1524)	1.03 (26)	15.5 (394)	7 (178)	50 (1270)
	0.0660 (1.67)	0.100 (2.54)	6 to 96 (152 to 2438)	1.08 (27)	25 (635)	9 (229)	65 (1651)

30°	Narrow-bar-width		Read Range (using autofocus)	Field of View		Depth of Field	
	1D	2D		Inside Edge	Outside Edge	Inside Edge	Outside Edge
	0.0033 (0.08)	0.005 (0.13)	1 to 3 (25 to 76)	0.83 (21)	1.8 (46)	0.4 (10)	0.8 (20)
	0.0075 (0.19)	0.010 (0.25)	1 to 6.5 (25 to 165)	0.83 (21)	3.5 (89)	0.8 (20)	1.8 (46)
	0.0150 (0.38)	0.020 (0.51)	1 to 16 (25 to 406)	0.83 (21)	8.3 (211)	2 (51)	8.5 (216)
	0.0350 (0.89)	0.050 (1.27)	2 to 32 (51 to 813)	1.3 (33)	16.4 (417)	3 (76)	21.5 (546)

45°	Narrow-bar-width		Read Range (using autofocus)	Field of View		Depth of Field	
	1D	2D		Inside Edge	Outside Edge	Inside Edge	Outside Edge
	0.0075 (0.19)	0.010 (0.25)	1 to 5 (25 to 127)	1.3 (33)	4.1 (104)	1.5 (38)	2 (51)
	0.0150 (0.38)	0.020 (0.51)	1 to 9.5 (25 to 241)	1.3 (33)	7.5 (191)	2 (51)	6 (152)
	0.0350 (0.89)	0.050 (1.27)	1 to 23.5 (25 to 597)	1.3 (33)	18.3 (465)	3.8 (97)	19 (483)

NOTE: Read ranges are for specific element sizes as listed in the tables. Read ranges can extend to an infinite distance beyond the tables by increasing element sizes.

### CCD MODULAR ZOOM OPTICS: Inches (mm)

15°	Narrow-bar-width		Read Range (using autofocus)	Field of View		Depth of Field	
	1D	2D		At Inside Edge	At Outside Edge	Inside Edge	Outside Edge
	0.002 (0.05)	0.0033 (0.08)	1 to 6 (25 to 152)	0.53 (13)	1.8 (46)	0.2 (5)	0.8 (20)
	0.005 (0.13)	0.0075 (0.19)	1 to 14 (25 to 356)	0.53 (13)	3.5 (89)	0.8 (20)	2.5 (64)
	0.010 (0.25)	0.0150 (0.38)	2 to 29 (51 to 737)	0.53 (13)	7.5 (191)	1.5 (38)	9 (229)
	0.020 (0.51)	0.0300 (0.76)	3 to 60 (76 to 1524)	1.03 (26)	15.5 (394)	7 (178)	50 (1270)
	0.040 (1.02)	0.0600 (1.52)	6 to 96 (152 to 2438)	1.08 (27)	25 (635)	9 (229)	65 (1651)

30°	Narrow-bar-width		Read Range (using autofocus)	Field of View		Depth of Field	
	1D	2D		Inside Edge	Outside Edge	Inside Edge	Outside Edge
	0.002 (0.05)	0.0033 (0.08)	1 to 3 (25 to 76)	0.83 (21)	1.8 (46)	0.4 (10)	0.8 (20)
	0.005 (0.13)	0.0075 (0.19)	1 to 6.5 (25 to 165)	0.83 (21)	3.5 (89)	0.8 (20)	1.8 (46)
	0.010 (0.25)	0.0150 (0.38)	1 to 16 (25 to 406)	0.83 (21)	8.3 (211)	2 (51)	8.5 (216)
	0.020 (0.51)	0.0300 (0.76)	2 to 32 (51 to 813)	1.3 (33)	16.4 (417)	3 (76)	21.5 (546)

45°	Narrow-bar-width		Read Range (using autofocus)	Field of View		Depth of Field	
	1D	2D		Inside Edge	Outside Edge	Inside Edge	Outside Edge
	0.005 (0.13)	0.0075 (0.19)	1 to 5 (25 to 127)	1.3 (33)	4.1 (104)	1.5 (38)	2 (51)
	0.010 (0.25)	0.0150 (0.38)	1 to 9.5 (25 to 241)	1.3 (33)	7.5 (191)	2 (51)	6 (152)
	0.020 (0.51)	0.0300 (0.76)	1 to 23.5 (25 to 597)	1.3 (33)	18.3 (465)	3.8 (97)	19 (483)

NOTE: Read ranges are for specific element sizes as listed in the tables. Read ranges can extend to an infinite distance beyond the tables by increasing element sizes.