

QX-830 COMPACT INDUSTRIAL SCANNER CONFIGURATION GUIDE



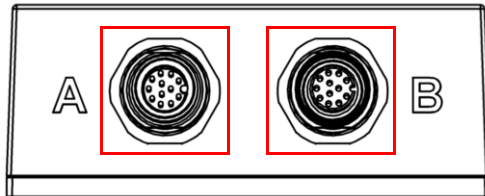
Hardware Required

Item	Description	Part Number
1	QX-830 Compact Industrial Scanner	FIS-0830-XXXXG
2	QX-1 Interface Device	98-000103-02
3	QX Cordset, Common, M12 12-pin Plug to M12 12-pin Socket, 1 m	61-000162-01
4	QX Cordset, Host, Serial, M12 12-pin Plug to DB9, 1 m	61-000152-01
5	QX Cordset, Host, Serial, M12 12-pin Socket to DB9, 1 m	61-000153-01
6	QX Power Supply, M12 12-pin Socket, 1.3 m	97-000003-01
7	QX Cordset, Host, Ethernet, M12 8-pin Plug to RJ45, 1 m	61-000160-01
8	QX Cordset, M12 12-pin Plug to MS-Connect 5100, 3 m	61-000161-01
9	QX Cordset, M12 12-pin Plug / M12 12-pin Socket to MS-Connect 210, RS-232, 2 m	61-000158-01
10	QX Photo Sensor, M12 4-pin Plug, NPN, Dark On, 2 m	99-000020-02

Note: Additional cordsets and accessories are available in the Microscan Product Pricing Catalog.

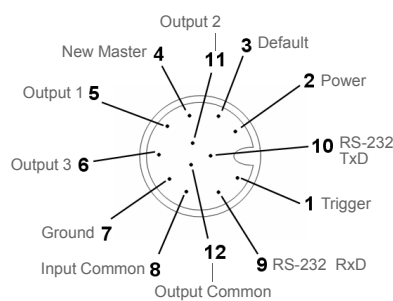
Pin Assignments

QX-830 (Back View)

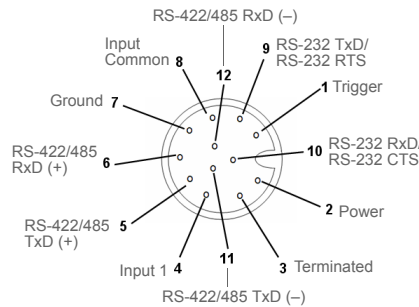


Connector A is always a serial M12 12-pin plug.

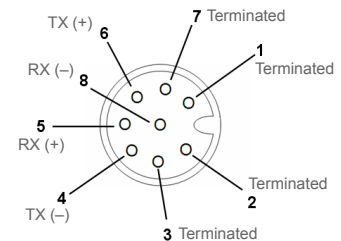
Connector B is either a serial M12 12-pin socket or an Ethernet M12 8-pin socket, depending on the QX-830 model.



**Connector A (Serial)
M12 12-pin Plug**

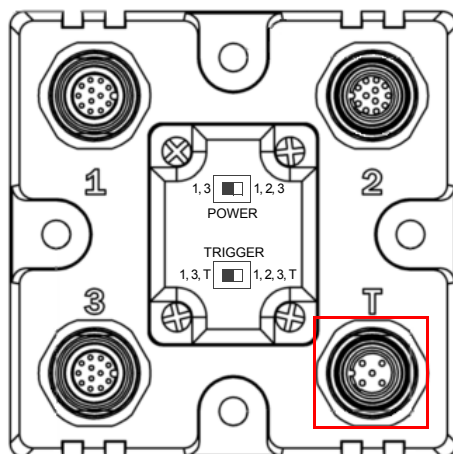


**Connector B (Serial)
M12 12-pin Socket**



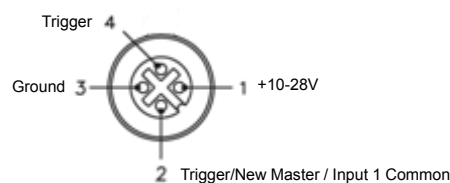
**Connector B (Ethernet)
M12 8-pin Socket**

QX-1 Interface Device (Top View)



Connector T on the QX-1 Interface Device is the trigger connector.

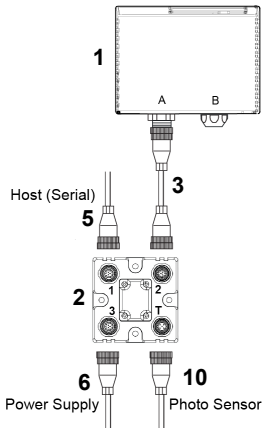
Connectors 1, 2, and 3 can be used to bus power and data as required by the application.



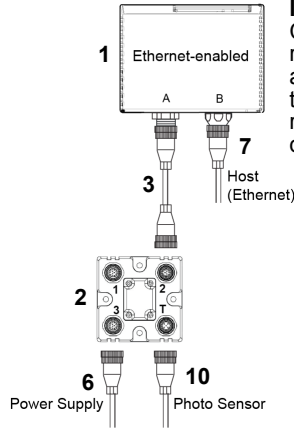
**QX-1 Trigger Connector
4-pin Socket**

Standalone Configuration

Serial (with QX-1)

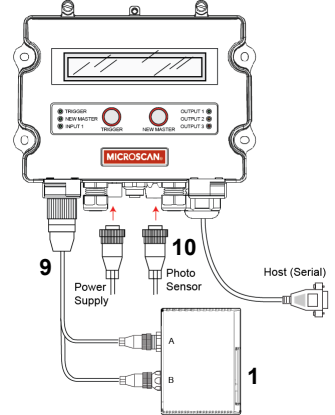


Ethernet (with QX-1)



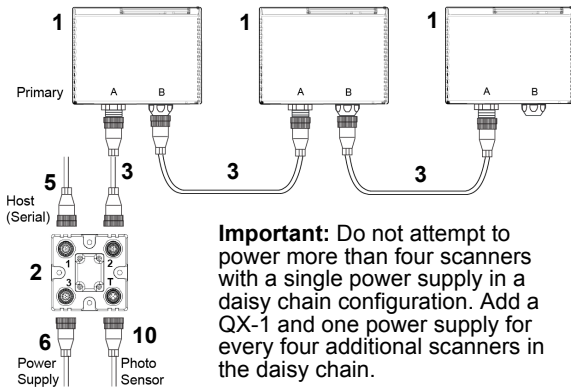
Important: Configure reader off-line and then connect to network when ready for dynamic use.

Serial with MS-Connect 210 (without QX-1)



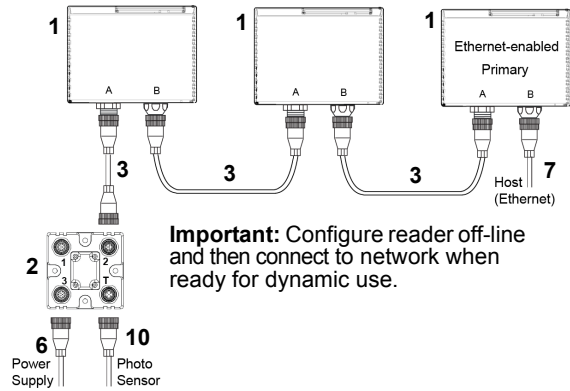
Daisy Chain Configuration

Serial (with QX-1)



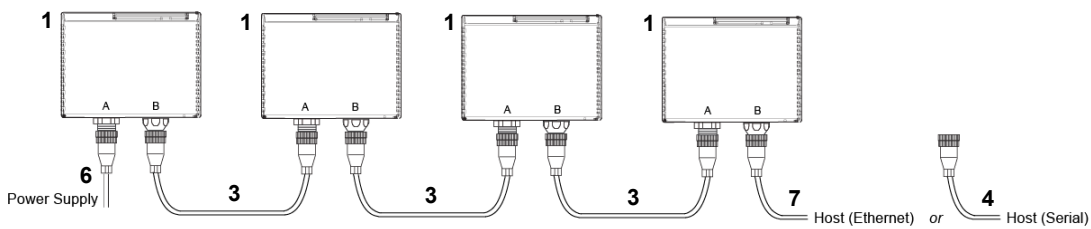
Important: Do not attempt to power more than four scanners with a single power supply in a daisy chain configuration. Add a QX-1 and one power supply for every four additional scanners in the daisy chain.

Ethernet (with QX-1)



Important: Configure reader off-line and then connect to network when ready for dynamic use.

Serial or Ethernet (without QX-1)



Multidrop Configuration

Multidrop Network with MS-Connect 5100

