
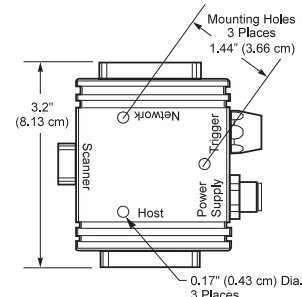


IB-131



IB-131 Basic Connectivity Solution

The IB-131 interface module simplifies connecting to the MINI Hawk Series, MS-3, and MS-9 barcode readers by providing separate ports for the host, power supply, trigger, and network.



IB-131: Easy Integration

The following is a list of readers with applicable accessories compatible with the IB-131. Accessories are designed for ease of connectivity using the IB-131.



MINI HAWK Series: IB-131: 99-000018-01

Daisy Chain Cable: 61-100029-03, IC-332: FIS-0001-0035G



MS-3: IB-131: 99-000018-01

Daisy Chain Cable: 61-100029-03, IC332: FIS-0001-0035G



MS-9: IB-131: 99-000018-01

Comm Cable: 61-300026-03, Daisy Chain Cable: 61-100029-03

For more information on this product, visit www.microscan.com.

CONNECTORS *

Host Connector:

25-pin D-subminiature Socket

Pin	Function
1	External ground
2	Transmit data (RS-232)
3	Receive data (RS-232)
4	RTS
5	CTS
6	Output 2+
7	Signal ground
8	Output 1+
9	Trigger -
10	Trigger+
11	Default configuration
13	Receive data (RS-422+)
14	Transmit data (RS-422-)
15	Output 3+
16	Receive data (RS-422-)
17	Output 1-/2-/3-
19	Transmit data (RS-422+)
25	New master/OMR

Trigger Connector:

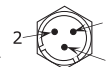
4-pin MicroChange Socket



Pin	Function
1	+10-28 VDC
2	Trigger -
3	Ground
4	Trigger+

Power Connector:

3-pin MicroChange Plug



Pin	Function
1	Ground
3	+10-28 VDC

*Pinout tables show active pins only

Scanner Connector:

15-pin D-subminiature Socket

Pin	Function
1	+10-28 VDC
2	Transmit RS-232/RS-422-
3	Receive RS-232/RS-422-
4	Signal Ground
5	Trigger-
6	RTS/Aux. Transmit RS-232/RS-422+
7	Output 1+
8	Default configuration
9	Trigger+
10	CTS/Aux. Receive RS-232/RS-422+
11	Output 3+
12	New master/OMR
13	External ground
14	Output 2+
15	Output 1-/2-/3-

Network Connector:

25-pin D-subminiature Plug

Pin	Function
1	Ground
2	Aux. Receive RS-232
3	Aux. Transmit RS-232
6	Out 2 +
7	Signal ground
8	Out 1 +
13	Receive data (RS-422+)
14	Transmit data (RS-422-)
15	Out 3 +
16	Receive data (RS-422-)
17	Output 1-/2-/3-
19	Transmit data (RS-422+)

ELECTRICAL

Supply Voltage Input:
Regulated +10-28 VDC