


NERLITE® NL-200 SERIES



Lighting Controller For Any NERLITE

Controls any NERLITE lighting product easily and remotely using an online website interface. The NL-200 Series simplifies connectivity and includes the power regulation, intensity control, timing and triggering functions needed for successful machine vision applications.

With optional Ethernet connectivity and resident web server, the NL-200 Series is a powerful accessory to complement any NERLITE light.

NL-200 Series: At a Glance

- Compatible with any standard NERLITE lighting product
- Controls in continuous, strobe or switched mode
- Provides self-diagnosed status
- Resident web server option
- Ethernet (TCP/IP, UDP) and manual panel control options
- DIN rail mounting included

MECHANICAL

Height: 4.4" (112 mm) **Width:** 3.82" (97 mm)
Depth: 2.44" (62 mm) **Weight:** 10.58 oz. (300 g)

ENVIRONMENTAL

Operating Temperature: 0° to 40° C (32° to 104° F)
Storage Temperature: 0° to 50° C (32° to 122° F)
Humidity: up to 95% (non-condensing)

COMMUNICATION PROTOCOLS

NL-200: Push button
NL-220, NL-220F: Ethernet, push button

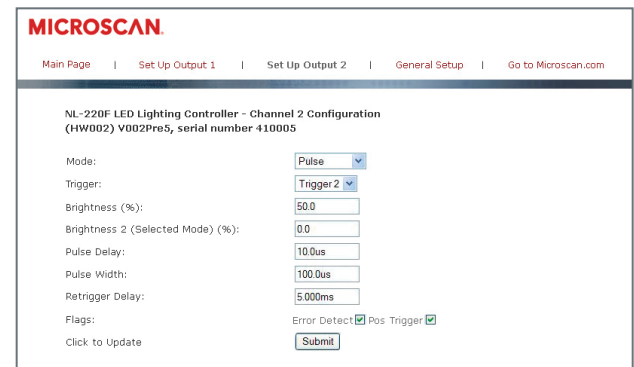
INDICATORS: Alphanumeric digital display

ELECTRICAL

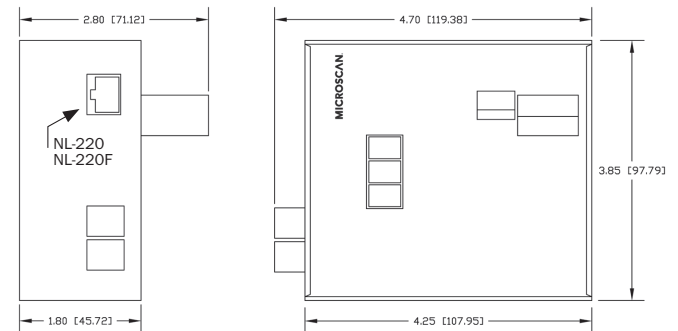
Power: 24-48 V
Current: From 0 mA to 20 A in steps of 5 mA. Up to 3 A per channel continuous or 20 A pulsed.

CONFIGURATIONS

NL-200: Manual panel interface
NL-220: Ethernet and manual panel interface. Normal speed: 20us pulse width minimum, 20 us delay minimum.
NL-220F: Ethernet and manual panel interface. Fast speed: 2us pulse width minimum, 2 us delay minimum.



NL-220, NL-220F image processing software on web server



For more information on this product, visit www.microscan.com.

©2018 Omron Microscan Systems, Inc. SP067E-EN-0518

Warranty—For current warranty information on this product, please visit www.microscan.com/warranty.